

3/28/2023

Machine learning is a branch of artificial intelligence (AI) that focuses on developing algorithms and statistical models that allow computer systems to automatically learn and improve from experience. In other words, machine learning is concerned with the development of algorithms that enable computers to learn from data, identify patterns and relationships, and make predictions or decisions without being explicitly programmed.

Machine learning algorithms are designed to analyze large volumes of data and extract insights that can be used to automate processes, optimize performance, or make better decisions. These algorithms can be trained on various types of data, including structured data (such as data in a relational database) and unstructured data (such as text, images, or videos).

Machine learning has many applications, including image and speech recognition, natural language processing, fraud detection, recommendation systems, and autonomous vehicles.

There are three main types of machine learning: supervised learning, unsupervised learning, and reinforcement learning.

Supervised Learning: Supervised learning is a type of machine learning where the algorithm is trained on labeled data, where the correct output is provided for each input. The goal of supervised learning is to learn a mapping function from the input variables to the output variables. Examples of supervised learning include regression, classification, and object detection.

Unsupervised Learning: Unsupervised learning is a type of machine learning where the algorithm is trained on unlabeled data, where the goal is to identify patterns or relationships in the data. Unsupervised learning is used when the data is unstructured and there are no labels available. Examples of unsupervised learning include clustering, anomaly detection, and dimensionality reduction.

Reinforcement Learning: Reinforcement learning is a type of machine learning where the algorithm learns to make decisions based on feedback from the environment. The goal of reinforcement learning is to learn a policy that maximizes a reward signal. Reinforcement learning is used in applications such as game playing, robotics, and autonomous vehicles.

In addition to these three main types, there are also other types of machine learning, such as *semi-supervised learning*, *transfer learning*, and *deep learning*. Semi-supervised learning combines supervised and unsupervised learning, and uses a small amount of labeled data along with a large amount of unlabeled data. Transfer learning involves using knowledge learned in one task to improve performance on another task. Deep learning is a type of machine learning that uses neural networks with multiple layers to learn hierarchical representations of data.

There are several major methods of machine learning, including:

Regression: Regression is a type of supervised learning where the goal is to predict a continuous output variable based on one or more input variables.

Classification: Classification is another type of supervised learning where the goal is to predict a discrete output variable based on one or more input variables.

Clustering: Clustering is a type of unsupervised (or semi-supervised) learning where the goal is to group similar data points together based on their features.

Dimensionality reduction: Dimensionality reduction is a type of unsupervised learning where the goal is to reduce the number of features in a dataset while preserving important information. Factor analysis is one such method.

Neural networks: Neural networks are a type of machine learning that involve layers of interconnected nodes that can learn to extract features from input data and make predictions.

Decision trees: Decision trees are a type of machine learning that involve recursively partitioning data based on the values of input features.

Ensemble methods: Ensemble methods are a type of machine learning that involve combining multiple models to improve performance, such as bagging, boosting, and stacking.

These methods can be applied in various domains, such as computer vision, natural language processing, finance, and healthcare, among others.

Regression is a commonly used technique in machine learning for predicting numerical values, such as housing prices or stock prices, based on a set of input variables or features. In machine learning, regression is often used in supervised learning, where the goal is to learn a mapping function between input variables and output variables.

In regression, a mathematical model is developed that describes the relationship between the input variables and the output variable. The model is trained using a labeled dataset, where both the input variables and the corresponding output values are known. During training, the model adjusts its parameters to minimize the difference between its predicted output and the true output values.

There are many different types of regression algorithms that can be used in machine learning, including linear regression, logistic regression, polynomial regression, and ridge regression. The choice of algorithm depends on the nature of the problem, the available data, and the desired outcome. Once the model is trained, it can be used to make predictions on new, unseen data.

Regression is a powerful tool in machine learning because it allows us to make predictions based on patterns and relationships in the data, even if the relationships are not immediately apparent to humans. This makes it possible to extract insights and make predictions from large and complex datasets that would be difficult or impossible to do by hand.

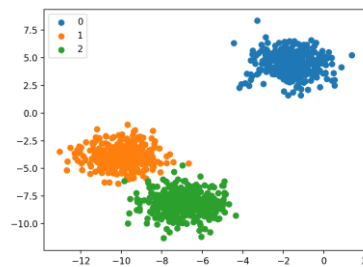


Classification is a common task in machine learning, where the goal is to predict the category or class that a given input belongs to. This is done by training a model on a labeled dataset, where both the input and the corresponding output labels are known. Once the model is trained, it can be used to classify new, unseen inputs based on the patterns and relationships it has learned from the training data.

There are many different types of classification algorithms that can be used in machine learning, including decision trees, random forests, k-nearest neighbors, support vector machines, and neural networks. The choice of algorithm depends on the nature of the problem, the available data, and the desired outcome.

Classification is used in a wide range of applications, such as spam filtering, image recognition, fraud detection, and sentiment analysis. For example, in spam filtering, a classification model is trained to distinguish between spam and legitimate emails based on features such as the subject line, sender address, and message content. In image recognition, a classification model can be trained to identify objects in images based on features such as shape, color, and texture.

Classification is a powerful tool in machine learning because it allows us to automatically categorize and organize large amounts of data, making it easier to extract insights and make decisions based on the information.



Tree-based methods are a popular family of machine learning algorithms that are used for both classification and regression tasks. The basic idea behind tree-based methods is to construct a decision tree that recursively partitions the input space into smaller and smaller subsets, with the goal of minimizing some objective function.

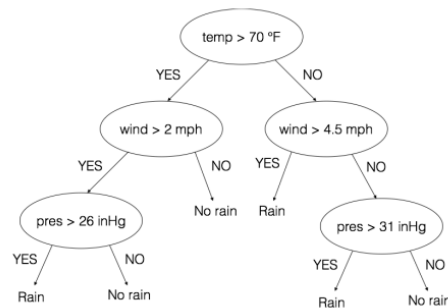
In a decision tree, each internal node represents a test on one of the input features, and each leaf node represents a prediction for the output variable. The decision tree is constructed by selecting the best feature and the best split point that maximizes the information gain or some other criterion at each node.

There are several types of tree-based methods, including decision trees, random forests, gradient boosting, and XGBoost. Each of these methods has its own strengths and weaknesses and is suitable for different types of problems.

Decision trees are simple and easy to interpret, but they tend to overfit the data and have low predictive accuracy. Random forests address this problem by constructing an ensemble of decision trees, where each tree is trained on a random subset of the features and the training data. Gradient boosting, on the

other hand, iteratively adds new trees to the model to correct the errors of the previous trees, resulting in a more accurate and robust model. XGBoost is a more advanced version of gradient boosting that uses regularization and other techniques to further improve the model's performance.

The basic idea behind tree-based methods is to partition the data into smaller and smaller subsets, based on the values of the input variables, until the subsets are small enough that a simple model can be fit to each one. The resulting tree structure can then be used to make predictions for new data points by following the path down the tree that corresponds to the values of the input variables.



There are several different algorithms for constructing decision trees, including:

ID3 (Iterative Dichotomiser 3): This algorithm uses entropy and information gain to select the best features to split the data at each node.

C4.5: This algorithm is an extension of ID3 that can handle both continuous and discrete input variables.

CART (Classification and Regression Trees): This algorithm uses the Gini index to measure the impurity of the data at each node, and selects the feature that produces the largest reduction in impurity.

Once the decision tree has been constructed, it can be used to make predictions for new data points. For classification problems, the predicted class is simply the most common class in the subset of the data that corresponds to the path down the tree. For regression problems, the predicted value is the mean of the target variable in the subset of the data that corresponds to the path down the tree.

Tree-based methods have several advantages over other machine learning approaches. They are easy to understand and interpret, and can handle both categorical and continuous input variables. They are also robust to outliers and missing data. However, they can be prone to overfitting, and may not perform as well as other methods on high-dimensional data. To overcome these issues, ensemble methods like random forests and boosting can be used to combine multiple decision trees into a more powerful model.

Supervised learning is a type of machine learning in which the model is trained on labeled data, i.e., data that has a known target variable. Some common methods for supervised learning include:

Linear regression: A method for modeling the relationship between a continuous input variable and a continuous output variable.

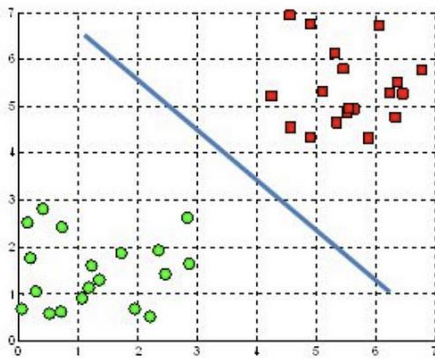
Logistic regression: A method for modeling the relationship between a set of input variables and a binary output variable.

Decision trees: A method for modeling the relationship between a set of input variables and a discrete output variable.

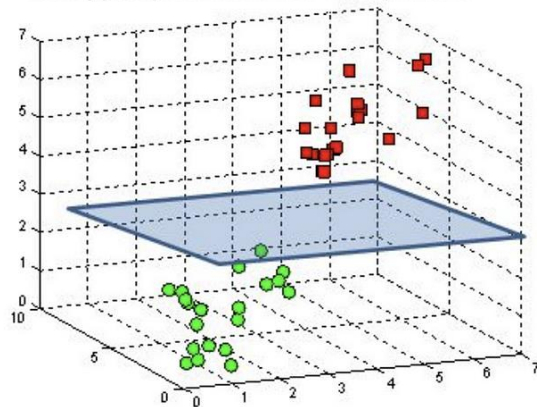
Random forests: An ensemble method that combines multiple decision trees to improve predictive performance.

Support vector machines (SVMs): A method for modeling the relationship between a set of input variables and a binary or multi-class output variable.

A hyperplane in \mathbb{R}^2 is a line



A hyperplane in \mathbb{R}^3 is a plane



Neural networks: A family of methods for modeling complex relationships between input variables and output variables using multiple layers of interconnected nodes.

Deep Neural Network

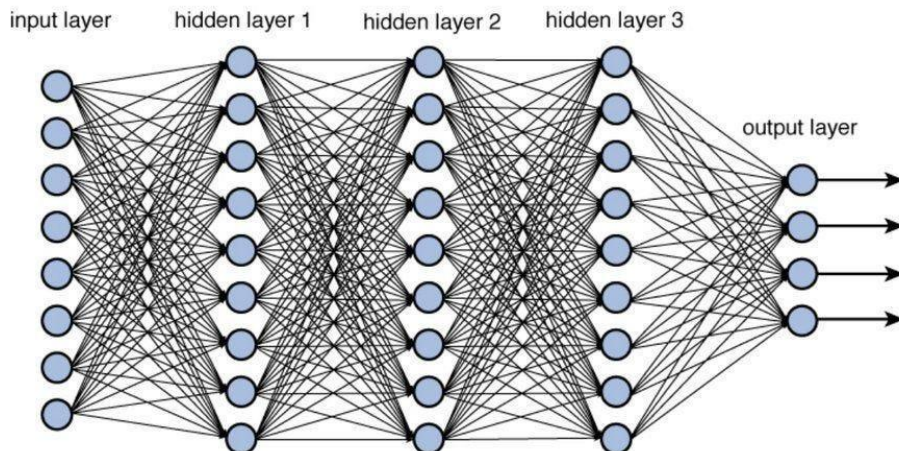


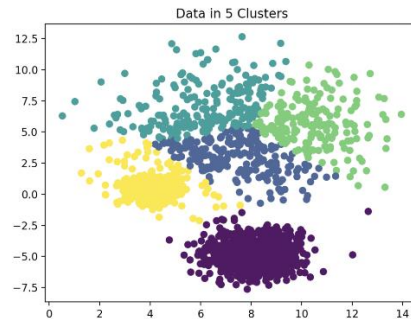
Figure 12.2 Deep network architecture with multiple layers.

Gradient boosting: An ensemble method that combines multiple weak models to create a strong model.

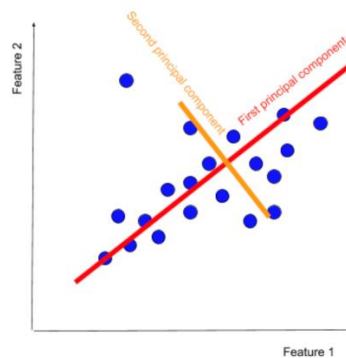
Each of these methods has its own strengths and weaknesses, and the choice of method will depend on the nature of the data and the problem being addressed.

Unsupervised learning is a type of machine learning in which the model is trained on unlabeled data, i.e., data that does not have a known target variable. Some common methods for unsupervised learning include:

Clustering: A method for grouping similar data points together based on their similarity in terms of certain features or variables.



Principal Component Analysis (PCA): A method for reducing the dimensionality of high-dimensional data by projecting it onto a lower-dimensional space while retaining most of its variability. PCA is considered unsupervised learning because it takes into account relationships between the explanatory variables and not the relationships between the explanatory and response variables.



Association Rules: A method for discovering patterns or associations between variables in a dataset, typically used in market basket analysis.

Anomaly Detection: A method for identifying data points or observations that deviate significantly from the norm.

Autoencoders: A neural network architecture that can be used for unsupervised learning by training the network to reconstruct its own inputs.

Generative Adversarial Networks (GANs): A type of neural network architecture used for generating new data based on a given set of training examples.

Each of these methods has its own strengths and weaknesses, and the choice of method will depend on the nature of the data and the problem being addressed.

Semi-supervised learning is a type of machine learning in which the model is trained on a combination of labeled and unlabeled data. The goal of semi-supervised learning is to leverage the large amount of unlabeled data that is often available in real-world applications to improve the performance of the model on the labeled data.

In semi-supervised learning, the model is first trained on the labeled data using supervised learning techniques. This initial model is then used to make predictions on the unlabeled data, and these predictions are used to generate pseudo-labels for the unlabeled data. The model is then retrained on the combined set of labeled and pseudo-labeled data, with the hope that the additional information from the unlabeled data will help the model to learn more accurate representations of the underlying data distribution.

Semi-supervised learning can be particularly useful in situations where labeled data is scarce or expensive to obtain, but large amounts of unlabeled data are readily available. However, it can also be more challenging than supervised learning, as the quality of the pseudo-labels generated from the unlabeled data can have a significant impact on the performance of the model. Therefore, careful consideration and tuning of the semi-supervised learning approach is necessary to achieve good results. Reinforcement learning is a type of machine learning that involves an agent interacting with an environment to learn how to make decisions that maximize a reward signal.

Reinforcement learning is a type of machine learning that involves training an agent to take actions in an environment in order to maximize a reward signal.

In reinforcement learning, the agent interacts with an environment by taking actions and receiving feedback in the form of rewards or penalties. The goal of the agent is to learn a policy that maps states of the environment to actions that maximize the expected cumulative reward over time.

The agent typically starts with no knowledge of the environment, and must explore to learn about the possible states and actions available. This can be done through a variety of exploration strategies, such as selecting actions randomly or using heuristics to guide exploration.

As the agent takes actions and receives rewards, it updates its policy to improve its future decision-making. This can be done through a variety of methods, such as Q-learning or policy gradients.

Reinforcement learning can be used in a wide variety of applications, such as robotics, game playing, and autonomous systems. However, it can also be challenging to implement, as the agent must learn to balance the exploration of new actions and the exploitation of actions that have yielded high rewards in the past. Additionally, the rewards and penalties must be carefully designed to incentivize the desired behavior in the agent. This is probably the best model for the way humans learn things like language.

Neural networks are a type of machine learning algorithm that are inspired by the structure and function of the human brain. They are used for a variety of applications, including image recognition, speech recognition, natural language processing, and more.

At a high level, neural networks are composed of layers of interconnected nodes, or "neurons". The first layer of nodes takes input data, such as an image or a sound waveform, and each subsequent layer processes the output of the previous layer to make increasingly complex predictions or classifications. The final layer outputs the network's prediction or classification.

Each connection between neurons has an associated weight, which determines the strength of the connection. During training, the weights are adjusted to minimize the difference between the network's predictions and the true labels for the training data. This is typically done using an optimization algorithm such as stochastic gradient descent.

One of the key strengths of neural networks is their ability to automatically learn features from raw data, without requiring hand-crafted features to be engineered by a human. This is accomplished through the use of activation functions, which introduce non-linearities into the network and allow it to model complex relationships between the input data and the output predictions.

There are many different types of neural networks, each with their own specific architectures and training algorithms. Some common types include convolutional neural networks, recurrent neural networks, and feedforward neural networks.

Ensemble methods are machine learning techniques that combine multiple models to improve predictive performance. Here are some of the pros and cons of ensemble methods:

Pros:

Improved accuracy: Ensemble methods can often improve the predictive accuracy of a single model, especially when the models in the ensemble have different strengths and weaknesses.

Robustness: Ensembles are often more robust than single models, because they are less likely to be affected by outliers or noisy data.

Generalization: Ensembles can improve generalization by reducing overfitting, especially if the individual models in the ensemble are diverse.

Flexibility: Ensemble methods can be applied to a wide range of machine learning problems, and can be used with many different types of models.

Cons:

Complexity: Ensembles can be more complex than single models, both in terms of computational resources required and in terms of interpretability. It can be difficult to understand how the ensemble is making its predictions, especially if the individual models are complex.

Training time: Ensembles can require more training time than single models, because multiple models need to be trained and combined. This can make them less practical for some real-world applications.

Bias: Ensembles can introduce bias if the individual models in the ensemble are biased or if the ensemble is overfitting to the training data. It is important to carefully choose the models that are included in the ensemble and to use techniques such as cross-validation to avoid overfitting.

In machine learning, there are several diagnostics used to assess the fit of a model to the data, such as:

Cross-validation: Cross-validation is a widely used technique for assessing the performance of a machine learning model. It involves dividing the data into two parts: a training set and a validation set. The model is trained on the training set and then evaluated on the validation set. This process is repeated multiple times, and the results are averaged to get an estimate of the model's performance.

Confusion matrix: A confusion matrix is a table that shows the number of true positives, true negatives, false positives, and false negatives for a classification model. It is used to evaluate the performance of a classification model.

ROC curve: A receiver operating characteristic (ROC) curve is a graphical representation of the performance of a binary classification model. It plots the true positive rate (sensitivity) against the false positive rate (1 - specificity) at different classification thresholds.

Precision-Recall curve: The precision-recall curve is another way to evaluate the performance of a binary classification model. It plots precision (positive predictive value) against recall (sensitivity) at different classification thresholds.

Residual plots: Residual plots are used to evaluate the fit of a regression model. They plot the residuals (the difference between the predicted and actual values) against the predicted values. A good model will have residuals that are randomly scattered around zero.

Learning curves: Learning curves are used to assess the performance of a machine learning model as the size of the training set increases. They plot the performance (e.g., accuracy or error) of the model on the training set and the validation set as a function of the size of the training set. A good model will have a small gap between the performance on the training set and the validation set as the training set size increases.

These diagnostics help to identify problems with the model and guide the selection of appropriate parameters, hyperparameters, and model architectures.

There are several packages available for machine learning in R, some of which are:

caret: A comprehensive package for building and evaluating machine learning models. It includes several algorithms for classification, regression, and clustering.

mlr: A unified interface to various machine learning algorithms and performance measures. It provides tools for data pre-processing, feature selection, and hyperparameter tuning.

randomForest: An implementation of the random forest algorithm for classification and regression. It works well for high-dimensional data and can handle missing values and categorical predictors.

xgboost: An optimized implementation of gradient boosting that is widely used for classification and regression. It supports parallel computing and can handle large-scale datasets.

glmnet: A package for fitting generalized linear models with Lasso or Ridge regularization. It is useful for variable selection and dealing with multicollinearity.

neuralnet: A package for training neural networks with one or more hidden layers. It includes options for specifying the number of neurons, activation functions, and optimization algorithms.

keras: A high-level interface to the TensorFlow and Theano deep learning frameworks. It provides tools for building and training various types of neural networks, including convolutional and recurrent networks.

h2o: A platform for building and deploying machine learning models in a distributed computing environment. It includes several algorithms for classification, regression, and clustering, and provides a user-friendly web interface.

Resources:

1. <https://monkeylearn.com/machine-learning/>
2. <https://developers.google.com/machine-learning/crash-course/ml-intro>
3. <https://www.digitalocean.com/community/tutorials/an-introduction-to-machine-learning>
4. <https://alex.smola.org/drafts/thebook.pdf>
5. <https://towardsdatascience.com/types-of-machine-learning-algorithms-you-should-know-953a08248861>
6. <https://www.analyticsvidhya.com/blog/2017/09/common-machine-learning-algorithms/>
7. <https://www.simplilearn.com/10-algorithms-machine-learning-engineers-need-to-know-article>
8. <https://machinelearningmastery.com/a-tour-of-machine-learning-algorithms/>
9. <https://ai.plainenglish.io/different-types-of-machine-learning-algorithms-28974016e108>
10. <https://www.folio3.ai/blog/best-r-machine-learning-packages/>
11. <https://www.geeksforgeeks.org/7-best-r-packages-for-machine-learning/>