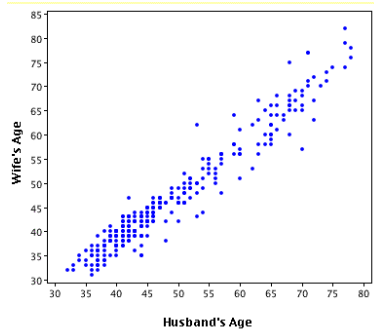
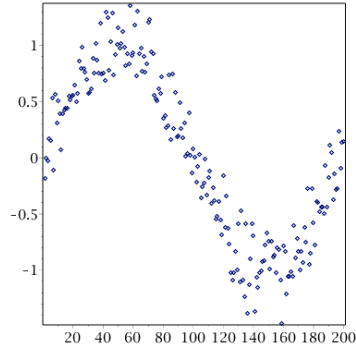


Instructions: Show all work (that work can be in the form of a spreadsheet submitted along with the quiz or done by hand on paper; if you use your calculator, say what functions you used). Report answers to the standard number of decimal places, or to the number requested in the problem. Be sure to answer all parts of the questions, including requests for interpretation and explanations. Be as thorough as possible.

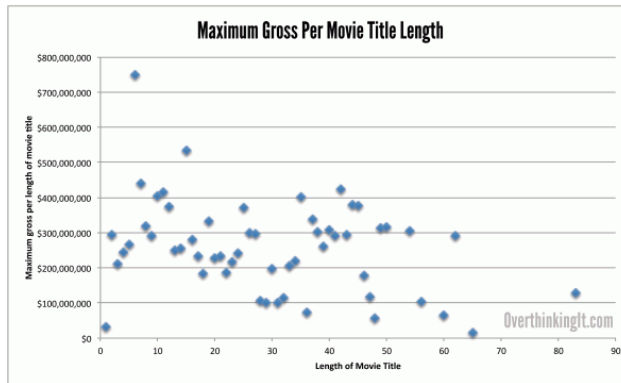
- Label each of the scatterplots below as a) linear or non-linear, b) positive or negative or (near) zero linear correlation, c) strong, moderate or weak linear correlation.



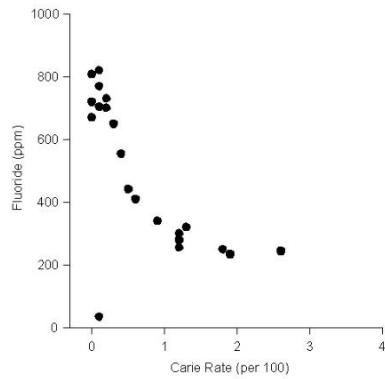
i.



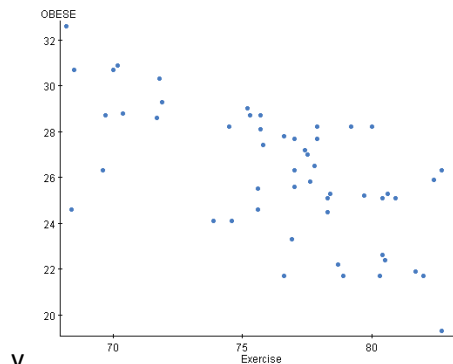
iv.



ii.



iii.



v.

