



Section 2.1

Graph the following: Include the x and y axis, the scale and 3 to 5 points.


1. $x - 5y = -15$




2. $y = \frac{1}{2}x^2$




3. $y = -|x| + 3$



4. $2x + 3y = 6$



5. $y = x^3 - 2$



6. $y = -x^2 + 4$

